




PROJECT	DATE
TYPE	QTY

## StoneGlow™ TUNABLE WHITE

Tunable Warm White and Cool White - CWWW LED Light Sheet

Cut the 12" x 24" (2 sq ft) sheet to size at the job site to achieve a perfect fit for your application.

Included clear rubber spacers help lift and support material like "Onyx" a half-inch off the light sheet for a leveled and diffused light effect.



**Set your mood and illuminate your space with StoneGlow™ TUNABLE WHITE LED Sheets. Perfect for counter tops and architectural fixtures.**

**Create Stunning Back-lit Designs:** Ideal for back-lighting translucent materials such as counter tops, wall art, display cases, and custom lighting fixtures.

**Easy to Install:** With 3M peel and stick backing installation is quick and versatile.

**Even Glow Lighting Effects:** Included spacers lift and support the material you are back-lighting by half an inch, creating leveled and diffused effects.

### FEATURES

- Tunable White - Warm White & Cool White ( CWWW )
- Ideal for back lighting translucent materials
- Up to 1800Lm output performance per sheet
- Available in 12"H x 24"W ( 2 sq ft ) sheet size
- Field cuttable on-site for an accurate fit
- 3M peel and stick backing for quick installation
- Built-in terminal ports make it easy to run power from any side.
- Rubber spacers included, to lift and support material 1/2" to create even lighting.

### StoneGlow™ TUNABLE WHITE QUICK SPECS

<b>VOLTAGE</b>	24V DC
<b>WATTAGE</b>	Up to 20W per sheet
<b>LUMENS</b>	Up to 1800Lm per sheet
<b>CCT</b>	2700K to 6000K
<b>CRI</b>	90+
<b>MAX RUN</b>	96W (4-1/2 Sheets Total) Per Wire
<b>IP RATING</b>	IP54
<b>DIMMING</b>	5 - 100%
<b>DIMENSIONS</b>	12" (304.8mm) W x 24" (609.6mm) H
<b>BEAM ANGLE</b>	120°
<b>OPERATING TEMP</b>	-20°C (4°F) to 45°C (113°F)
<b>CERTIFICATIONS</b>	cULus Listed - Maintains UL listing when cut
<b>RATED LIFE</b>	50,000 Hours - 25 Years @5/Night at full brightness - Afterwards, some dimming will occur.

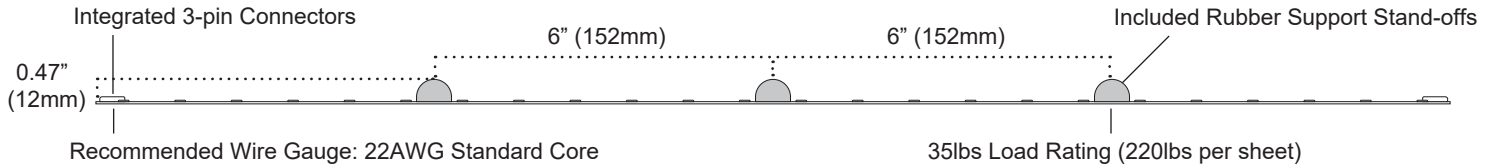




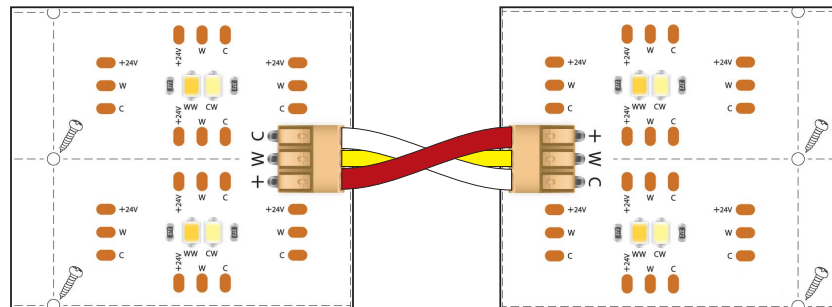
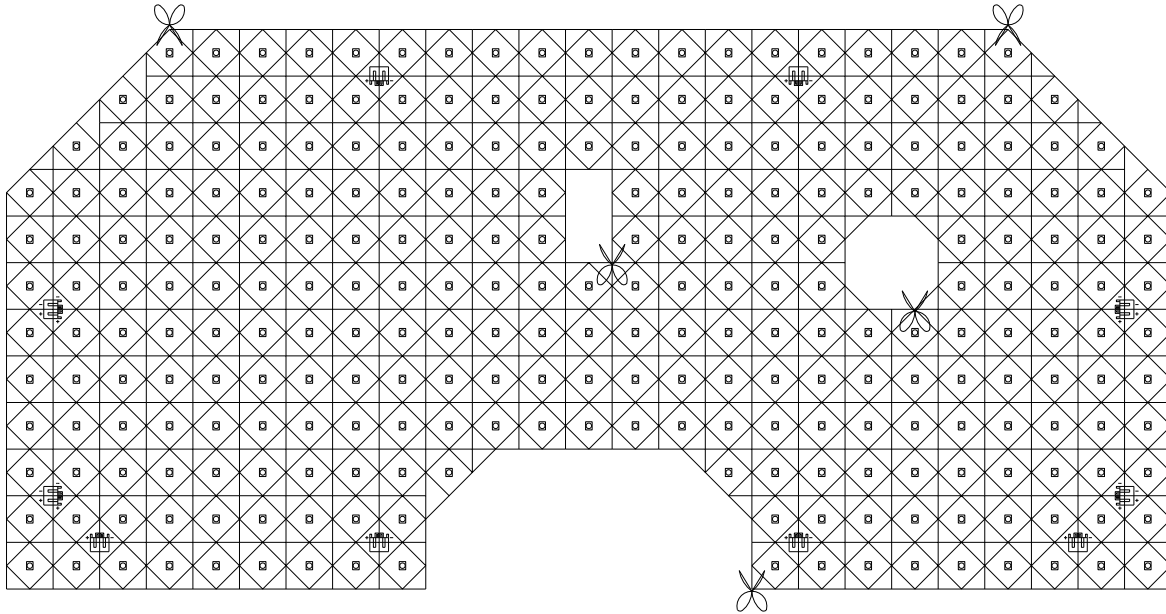
PROJECT	DATE
TYPE	QTY

## StoneGlow™ / TUNABLE WHITE

### StoneGlow™ / TUNABLE WHITE QUICK DIMENSIONS



**Cut into any shape you need**



Example of Sheet to Sheet Jumper Linking Recommended Wire

Gauge: 22AWG (Standard Core)



PROJECT	DATE
TYPE	QTY

## StoneGlow™ / TUNABLE WHITE

### StoneGlow™ TUNABLE WHITE ORDERING INFORMATION

ITEM NUMBER	VOLTAGE	CCT	LENGTH	LUMENS	WATTAGE	IP RATING	CRI	MAX RUN
IL-SG-TW-12x24	24V DC	4000k	12" x 24" ( 2 sq ft)	1800Lm	20W	IP54	90+	96W per lead wire

### StoneGlow™ CONTROLLERS

ITEM NUMBER	DESCRIPTION
IL-SG-CTL-TW-TWCTRL	Tunable Controller
IL-SG-CTL-TW-DMX	DMX Controller
IL-SG-CTL-TW-RS232-SERIAL	RS232 Serial Controller
IL-SG-CTL-TW-WIRELESS-ON-OFF	Simple On/Off

### StoneGlow™ POWER SUPPLIES

ITEM NUMBER	DESCRIPTION
IL-SG-PS-20W	20W Power Supply
IL-SG-PS-60W	60W Power Supply
IL-SG-PS-96W	96W Class II Power Supply
IL-SG-PS-150W	150W Class II Power Supply
IL-SG-PS-320W	320W Class II Power Supply

### StoneGlow™ TUNABLE WHITE ACCESSORIES

ITEM NUMBER	DESCRIPTION
IL-SG-J2	2" Jumper
IL-SG-J8	8" Jumper
IL-LW-8	8" Lead Wire
IL-SG-SP-25	Spacers, bag of 24
IL-SG-CON	Connectors

### ORDERING

MODEL	CONTROLLER	POWER SUPPLY	ACCESSORIES
IL-SG-TW			
StoneGlow™ RGBW StoneGlow™ TW StoneGlow™ WH	1 = Tunable Controller 2 = DMX Controller 3 = RS232 Serial 4 = Simple On/Off	1 = 20W 2 = 60W 3 = 96W 4 = 150W 5 = 320W	1 = Jumper 2 = Jumper 3 = Lead Wire 4 = Spacers 5 = Connectors